

HASSELBLAD HC 4.5/300

GENERAL LENS DATA:

Focal length	292.0 mm
Equivalent 35mm focal length ¹⁾	214.1 mm
Aperture range	4.5 - 45
Angle of view diag/hor/vert 37x49 format	11.9°/9.6°/7.2°
Length/diameter	198 mm/100 mm
w. tripod mount	198 mm/139 mm
Weight	2120 g
Filter diameter	95 mm

¹⁾ Horizontal coverage between 37x49 and 24x36 compared



CLOSE FOCUS RANGE DATA:

Minimum distance object to film	2.45 m
Maximum image scale	1:7.5
Corresponding area of coverage	41 × 31 cm
Corresponding exposure reduction	0 f-stop

COMPATIBILITY

When the HC300 is used together with the H1,7X converter, the autofocus function of the camera is disabled.

LENS DESIGN

9 elements in 7 groups

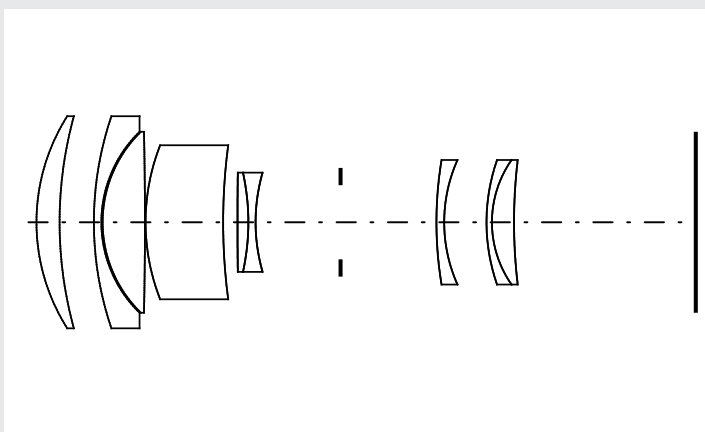
FOCUS TYPE

Internal focusing

ENTRANCE PUPIL POSITION

13 mm in front of the film plane
(at infinite focus setting)

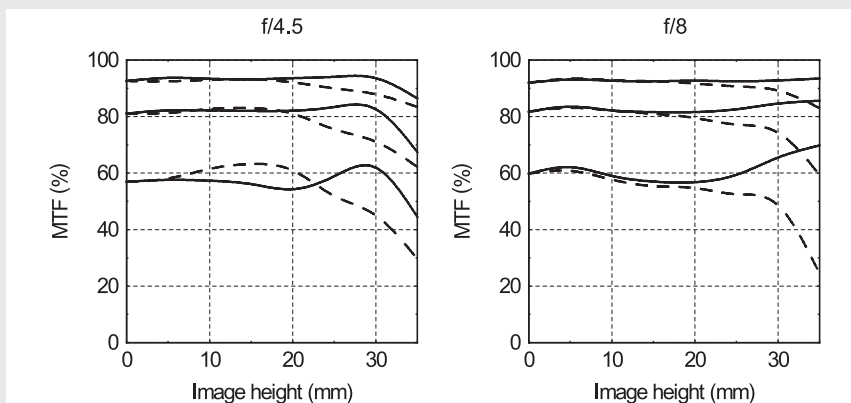
The entrance pupil position is the correct position of the axis of rotation when making a panorama image by combining individual images of a scene.



MTF

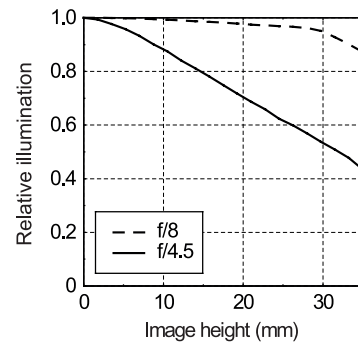
Modulation Transfer as a function of image height at infinite focus setting.

Sagittal slit orientation drawn with continuous line and tangential with dashed. White light. Spatial frequencies 10, 20 and 40 lp/mm



HASSELBLAD HC 4.5/300

RELATIVE ILLUMINATION
Infinity setting



DISTORTION
Infinity setting

